

Format of Holding of Specified securities

1. Name of Listed Entity: XELPMOC DESIGN AND TECH LIMITED
2. Scrip Code/Name of Scrip/Class of Security: 542367, XELPMOC, EQUITY SHARES
3. Share Holding Pattern Filed under: Reg. 31(1)(a)/Reg.31(1)(b)/Reg.31(1)(c)
 - a. if under 31(1)(b) then indicate the report for quarter ending 31/03/2019
 - b. if under 31(1)(c) then indicate date of allotment/extinguishment

4. Declaration : The Listed entity is required to submit the following declaration to the extent of submission of information:

Particulars	YES*	NO*
a Whether the Listed Entity has issued any partly paid up shares		NO
b Whether the Listed Entity has issued any Convertible Securities or Warrants?		NO
c Whether the Listed Entity has any shares against which depository receipts are issued?		NO
d Whether the Listed Entity has any shares in locked-in?	YES	
e Whether any shares held by promoters are pledge or otherwise encumbered?		NO

*if the Listed Entity selects the option 'NO' for the questions above, the columns for the partly paid up shares, Outstanding Convertible Securities/Warrants, depository receipts, locked-in shares, No of shares pledged or otherwise encumbered by promoters, as applicable, shall not be displayed at the time of dissemination on the Stock Exchange website. Also wherever there is 'No' declared by Listed entity in above table the values will be considered as 'Zero' by default on submission of the format of holding of specified securities.

5 The tabular format for disclosure of holding of specified securities is as follows:



Table I - Summary Statement holding of specified securities

Category	Category of Shareholder	No of Shareholders	No of fully paid up equity shares held	No of Partly paid-up equity shares held	No of Shares Underlying Depository Receipts	Total No of Shares Held (VII) = (IV)+(V)+(VI)	Shareholding as a % of total no of shares (As a % of (A+B+C2))	Number of Voting Rights held in each class of securities			No of Shares Underlying Outstanding convertible securities (Including Warrants)	Shareholding as a % assuming full conversion of convertible Securities (as a percentage of diluted share capital)	Number of Locked in Shares		Number of Shares pledged or otherwise encumbered		Number of equity shares held in dematerialized form
								No of Voting Rights		Total as a % of (A+B+C)			No.	As a % of total Shares held	No.	As a % of total Shares held	
								Class X	Total								
(I)	(II)	(III)	(IV)	(V)	(VI)	(VII)	(VIII)	(IX)			(X)	(XI)	(XII)		(XIII)		(XIV)
(A)	Promoter & Promoter Group	5	7972224	0	0	7972224	58.17	7972224	7972224	58.17	0	58.17	7972224	100.00	0	0.00	7972224
(B)	Public	1662	5733074	0	0	5733074	41.83	5733074	5733074	41.83	0	41.83	2231632	38.93	NA	NA	4707416
(C)	Non Promoter-Non Public																
(C1)	Shares underlying DRs	0	0	0	0	0	NA	0	0	0.00	0	NA	0	0.00	NA	NA	0
(C2)	Shares held by Employes Trusts	0	0	0	0	0	0.00	0	0	0.00	0	0.00	0	0.00	NA	NA	0
	Total:	1667	13705298	0	0	13705298	100.00	13705298	13705298	100.00	0	100.00	10203856	74.45	0	0.00	12679640





Table II - Statement showing shareholding pattern of the Promoter and Promoter Group

Category	Category & Name of the Shareholder	PAN	No of Share holders	No of fully paid up equity shares held	No of Partly paid-up equity shares held	No of Shares Underlying Depository Receipts	Total No of Shares Held (IV+V+VI)	Shareholding as a % of total no of shares (calculated as per SCRR, 1957 (VIII) As a % of (A+B+C2)	Number of Voting Rights held in each class of securities			No of Shares Underlying Outstanding convertible securities (Including Warrants)	Shareholding as a % assuming full conversion of convertible Securities (as a percentage of diluted share capital) (VII)+(X) As a % of (A+B+C2)	Number of Locked in Shares		Number of Shares pledged or otherwise encumbered		Number of equity shares held in dematerialized form	
									No of Voting Rights		Total as a % of (A+B+C)			No.	As a % of total Shares held	No.	As a % of total Share		
									Class X	Class Y									Total
	(I)	(II)	(III)	(IV)	(V)	(VI)	(VII)	(VIII)	(IX)			(X)	(XI)	(XII)		(XIII)		(XIV)	
(1)	Indian																		
(a)	Individuals/Hindu undivided Family		5	7972224	0	0	7972224	58.17	7972224	0	7972224	58.17	0	58.17	7972224	100.00	0	0.00	7972224
	SANDIPAN CHATTOPADHYAY	ACKPC7850L	1	4079102	0	0	4079102	29.76	4079102	0	4079102	29.76	0	29.76	4079102	100.00	0	0.00	4079102
	JAISON JOSE	ADGPJ2574D	1	841290	0	0	841290	6.14	841290	0	841290	6.14	0	6.14	841290	100.00	0	0.00	841290
	KOORA SRINIVAS	AQOPS6687D	1	2536598	0	0	2536598	18.51	2536598	0	2536598	18.51	0	18.51	2536598	100.00	0	0.00	2536598
	BHAVNA CHATTOPADHYAY	ASOPS7294Q	1	453234	0	0	453234	3.31	453234	0	453234	3.31	0	3.31	453234	100.00	0	0.00	453234
	KOORA MANJULA	CABPK2032D	1	62000	0	0	62000	0.45	62000	0	62000	0.45	0	0.45	62000	100.00	0	0.00	62000
(b)	Central Government/State Government(s)		0	0	0	0	0	0.00	0	0	0	0.00	0	0.00	0	0.00	0	0.00	0
(c)	Financial Institutions/Banks		0	0	0	0	0	0.00	0	0	0	0.00	0	0.00	0	0.00	0	0.00	0
(d)	Any Other		0	0	0	0	0	0.00	0	0	0	0.00	0	0.00	0	0.00	0	0.00	0
	Sub-Total (A)(1)		5	7972224	0	0	7972224	58.17	7972224	0	7972224	58.17	0	58.17	7972224	100.00	0	0.00	7972224
(2)	Foreign																		
(a)	Individuals (Non-Resident Individuals/Foreign Individuals)		0	0	0	0	0	0.00	0	0	0	0.00	0	0.00	0	0.00	0	0.00	0
(b)	Government		0	0	0	0	0	0.00	0	0	0	0.00	0	0.00	0	0.00	0	0.00	0
(c)	Institutions		0	0	0	0	0	0.00	0	0	0	0.00	0	0.00	0	0.00	0	0.00	0
(d)	Foreign Portfolio Investor		0	0	0	0	0	0.00	0	0	0	0.00	0	0.00	0	0.00	0	0.00	0



(e)	Any Other			0	0	0	0	0	0	0.00	0	0	0	0.00	0	0.00	0	0.00	0	0.00	0
	Sub-Total (A)(2)			0	0	0	0	0	0	0.00	0	0	0	0.00	0	0.00	0	0.00	0	0.00	0
	Total Shareholding of Promoter and Promoter Group (A)=(A)(1)+(A)(2)			5	7972224	0	0	7972224	58.17	7972224	0	7972224	58.17	0	58.17	7972224	100.00	0	0.00	7972224	

Kondhar




Table III - Statement showing shareholding pattern of the Public shareholder

Category	Category & Name of the Shareholder	PAN	No of Share holders	No of fully paid up equity shares held	No of Partly paid-up equity shares held	No of Shares Underlying Depository Receipts	Total No of Shares Held (IV+V+VI)	Shareholding as a % of total no of shares (A+B+C2)	Number of Voting Rights held in each class of securities			No of Shares Underlying Outstanding convertible securities (Including Warrants)	Shareholding as a % assuming full conversion of convertible Securities (as a percentage of diluted share capital)	Number of Locked in Shares		Number of Shares pledged or otherwise encumbered		Number of equity shares held in dematerialized form	
									No of Voting Rights		Total as a % of (A+B+C)			No.	As a % of total Shares held	No.	As a % of total Shares held		
									Class X	Class Y									Total
	(I)	(II)	(III)	(IV)	(V)	(VI)	(VII)	(VIII)	(IX)			(X)	(XI)	(XII)		(XIII)		(XIV)	
(1)	Institutions																		
(a)	Mutual Funds		0	0	0	0	0	0.00	0	0	0	0.00	0	0.00	0	0.00	NA	NA	0
(b)	Venture Capital Funds		0	0	0	0	0	0.00	0	0	0	0.00	0	0.00	0	0.00	NA	NA	0
(c)	Alternate Investment Funds		0	0	0	0	0	0.00	0	0	0	0.00	0	0.00	0	0.00	NA	NA	0
(d)	Foreign Venture Capital Investors		0	0	0	0	0	0.00	0	0	0	0.00	0	0.00	0	0.00	NA	NA	0
(e)	Foreign Portfolio Investors		5	2142134	0	0	2142134	15.63	2142134	0	2142134	15.63	0	15.63	0	0.00	NA	NA	2142134
	UNIVERSITY OF NOTRE DAME DU LAC	AABCU6782D	1	1225800	0	0	1225800	8.94	1225800	0	1225800	8.94	0	8.94	0	0.00	NA	NA	1225800
	GP EMERGING MARKETS STRATEGIES, LP	AACAG7973M	1	285376	0	0	285376	2.08	285376	0	285376	2.08	0	2.08	0	0.00	NA	NA	285376
	MASSACHUSETTS INSTITUTE OF TECHNOLOGY	AADCM8931A	1	151491	0	0	151491	1.11	151491	0	151491	1.11	0	1.11	0	0.00	NA	NA	151491
	THE RAM FUND, LP	AAGAT8590H	1	355191	0	0	355191	2.59	355191	0	355191	2.59	0	2.59	0	0.00	NA	NA	355191
(f)	Financial Institutions/Banks		0	0	0	0	0	0.00	0	0	0	0.00	0	0.00	0	0.00	NA	NA	0
(g)	Insurance Companies		0	0	0	0	0	0.00	0	0	0	0.00	0	0.00	0	0.00	NA	NA	0
(h)	Provident Funds/Pension Funds		0	0	0	0	0	0.00	0	0	0	0.00	0	0.00	0	0.00	NA	NA	0
(i)	Any Other																		
	Sub Total (B)(1)		5	2142134	0	0	2142134	15.63	2142134	0	2142134	15.63	0	15.63	0	0.00	NA	NA	2142134
(2)	Central Government/State Government(s)/President of India		0	0	0	0	0	0.00	0	0	0	0.00	0	0.00	0	0.00	NA	NA	0
	Sub Total (B)(2)		0	0	0	0	0	0.00	0	0	0	0.00	0	0.00	0	0.00	NA	NA	0
(3)	Non-Institutions																		
(a)	i. Individual shareholders holding nominal share capital up to Rs.2 lakhs		1520	801275	0	0	801275	5.85	801275	0	801275	5.85	0	5.85	89381	11.15	NA	NA	798756



ii. Individual shareholders holding nominal share capital in excess of Rs. 2 Lakhs		26	1476579	0	0	1476579	10.77	1476579	0	1476579	10.77	0	10.77	1119848	75.84	NA	NA	1240943
GALA ANKUR DINESH	AMGPG3098L	1	168001	0	0	168001	1.23	168001	0	168001	1.23	0	1.23	167800	99.88	NA	NA	168001
PANCHAGNULA VENKATA LAKSHMI NARAYANA SANKARA VARA	AMLPP5748F	1	200046	0	0	200046	1.46	200046	0	200046	1.46	0	1.46	132133	66.05	NA	NA	200046
(b) NBFCs Registered with RBI		0	0	0	0	0	0.00	0	0	0	0.00	0	0.00	0	0.00	NA	NA	0
(c) Employee Trusts		0	0	0	0	0	0.00	0	0	0	0.00	0	0.00	0	0.00	NA	NA	0
(d) Overseas Depositories (Holding DRs)(Balancing figure)		0	0	0	0	0	0.00	0	0	0	0.00	0	0.00	0	0.00	NA	NA	0
(e) Any Other																		
NON RESIDENT INDIANS		21	366900	0	0	366900	2.68	366900	0	366900	2.68	0	2.68	335598	91.47	NA	NA	150385
PRAKASH SANKER	KHFPS0691B	1	335598	0	0	335598	2.45	335598	0	335598	2.45	0	2.45	335598	100.00	NA	NA	119083
CLEARING MEMBERS		13	3296	0	0	3296	0.02	3296	0	3296	0.02	0	0.02	0	0.00	NA	NA	3296
NON RESIDENT INDIAN NON REPATRIABLE		20	97390	0	0	97390	0.71	97390	0	97390	0.71	0	0.71	0	0.00	NA	NA	97390
BODIES CORPORATES		55	619000	0	0	619000	4.52	619000	0	619000	4.52	0	4.52	460305	74.36	NA	NA	274512
MIRIFIC PARTNERS LLP	ABHFM3459R	1	344488	0	0	344488	2.51	344488	0	344488	2.51	0	2.51	344488	100.00	NA	NA	0
FOREIGN NATIONALS		2	226500	0	0	226500	1.65	226500	0	226500	1.65	0	1.65	226500	100.00	NA	NA	0
INDRANIL NANDI	ZZZZZ9999Z	1	142600	0	0	142600	1.04	142600	0	142600	1.04	0	1.04	142600	100.00	NA	NA	0
Sub Total (B)(3)		1657	3590940	0	0	3590940	26.20	3590940	0	3590940	26.20	0	26.20	2231632	62.15			2565282
Total Public Shareholding (B) = (B)(1)+(B)(2)+(B)(3)		1662	5733074	0	0	5733074	41.83	5733074	0	5733074	41.83	0	41.83	2231632	38.93			4707416

Kondhaz




Table IV - Statement showing shareholding pattern of the Non Promoter - Non Public Shareholder

Category	Category & Name of the Shareholder	PAN	No of Shareholders	No of fully paid up equity shares held	No of Partly paid-up equity shares held	No of Shares Underlying Depository Receipts	Total No of Shares Held (IV+V+VI)	Shareholding as a % of total no of shares (A+B+C2)	Number of Voting Rights held in each class of securities			No of Shares Underlying Outstanding convertible securities (Including Warrants)	Shareholding as a % assuming full conversion of convertible Securities (as a percentage of diluted share capital)	Number of Locked in Shares		Number of Shares pledged or otherwise encumbered		Number of equity shares held in dematerialized form	
									No of Voting Rights		Total as a % of (A+B+)			No.	As a % of total Share	No.	As a % of total Shares held		
									Class X	Class Y									Total
	(I)	(II)	(III)	(IV)	(V)	(VI)	(VII)	(VIII)	(IX)			(X)	(XI)	(XII)		(XIII)		(XIV)	
(1)	Custodian/DR Holder		0	0	0	0	0	0.00	0	0	0	0.00	0	0.00	0	0.00	NA	NA	0
(2)	Employee Benefit Trust (under SEBI(Share based Employee Benefit) Regulations 2014)		0	0	0	0	0	0.00	0	0	0	0.00	0	0.00	0	0.00	NA	NA	0
	Total Non-Promoter-Non Public Shareholding (C) = (C)(1)+(C)(2)		0	0	0	0	0	0.00	0	0	0	0.00	0	0.00	0	0.00			0

